



MARQUETTE COUNTY



VETERANS SERVICE OFFICE



*To care for him who shall
have borne the battle
and for his widow and his orphan.*

- Abraham Lincoln



ANNUAL REPORT FOR 2024

MARQUETTE COUNTY VETERANS SERVICE OFFICE
2024 Annual Report Summary

The Marquette County Veterans Service Office advocates for the veterans throughout the county. We assist them in filing claims, applying for Dependent Indemnity Compensation, applying for pension and housebound assistance or aid and attendance payments or burial benefits from the VA. We also assist in applying for educational and State benefits as well. As a result of our efforts many veterans receive payments from the VA and spend these dollars within the county. With our office having one of the smallest department budgets in the county we are quite a value. Highlights from my report are:

Our county's veteran population slightly decreased from 1,402 to 1,378 in 2024. There were \$21,758,571 total VA Federal dollars spent on our county's Veterans in 2024.

In 2024 we had 576 veterans enrolled in the VA Healthcare system resulting in the VA medical expenditures for veterans within our county being \$11,879,198.

In 2024 our County's Veterans received \$9,838,258 in VA Compensation and Pension payments. An increase of \$648,333 from the previous year. This money is deposited directly into a veteran's bank account, and they can spend it any way they choose stimulating our local economy.

We have 76 veterans receiving the Wisconsin Department of Veterans Affairs Property Tax Credit. This program annually reimburses Property Tax payments for a total of \$206,339 being reimbursed to veterans within our county.

Sadly, we had 20 Veterans pass away in 2024. After we receive notification of death, we assist the surviving spouses and families with burial benefits and order grave markers for the graves. Some of these spouses qualified for Survivors Pension or Dependent Indemnity Compensation from the VA which provides them much needed additional monthly income and no cost health insurance. If the spouse needs emergency financial assistance the Veterans Service Commission can provide them a grant.

STATE/COUNTY VETERAN DEMOGRAPHICS:

In 2024, the VA Office reported an estimated **323,724** veterans lived in Wisconsin. They reported the estimated veteran population of Marquette County was **1,402**.

FEDERAL BENEFITS:**Direct Financial Impact**

Compensation and Pension Payments	\$ 9,838,258
Educational and Rehabilitation Allowance Paid	\$ 297,409
Insurance/Indemnities Paid	\$ 14,143
SUBTOTAL	\$ 10,149,810

Note: Dollars received by veterans through the VA are infused into a community by the veterans and may change hands three times; creating greater financial impact to the surrounding community and to subsequent revenue for local government.

Indirect Financial Impact

Government Headstones/Markers Ordered(29@\$100)	\$ 2,900
Total VA Medical Expenditures, 576 Veterans	\$ 11,608,761

Note: Each dollar of VA medical expenditure utilized by our County veterans is a dollar potentially saved from their personal accounts and/or insurance or from the expense of Medicaid or Medical Assistance.

*TOTAL VALUE OF FEDERAL BENEFITS RECEIVED	\$ 21,758,571
--	----------------------

**information from annual GDX plus we estimated the benefit of grave markers*

2024 Dept of Veterans Affairs Home Loans in County	20
Total Home Loan Amount	\$ 4,815,903

*** FEDERAL BENEFITS:**

These amounts refer to payments made to veterans, dependents or survivors or to services provided for veterans, dependents or survivors in Marquette County during the year for the following:

- 1) Service Connected Disability Compensations
- 2) Non-Service Connected Disability Pensions
- 3) Veterans' & Dependents' Education Benefits & Vocational Rehabilitations
- 4) Surviving Spouse Pensions
- 5) Dependents Indemnity Compensation (DIC) Paid to survivors of veterans who died as a result of Service-Connected disabilities or under VA care
- 6) Medical services provided by the Federal Veteran Health Administration (VHA)
- 7) Burial Allowances
- 8) VA Home Loans

WISCONSIN DEPARTMENT OF VETERANS AFFAIRS BENEFITS FOR 2024:

Aid to Needy Veterans for Dental Care approvals	0
Wisconsin GI Bill approvals (100% paid Tuition)	11

OFFICE CUSTOMER-SERVICE TRAFFIC 2024:

Office Visits	132
Home Visits	3
Newspaper Articles	3
Email	287
Mail	134
Phone	281
VA Forms completed	717

COUNTY VETERANS SERVICE OFFICER GRANT

Annually we apply for and receive a grant from the Wisconsin Department of Veterans' Affairs (WDVA) in the amount of **\$11,688**. The purpose of the grant is for improvement of services to former military. To receive these funds the County Administrator and I must sign a statement verifying that the funds will only be used for the County Veterans Service Office.

2024 Comparison of Marquette County Federal Veteran Benefits to Surrounding Counties Federal Veterans Benefits

	Veteran Population	Total VA Expenditure	Compensation & Pension	Education & Vocational Rehabilitation/ Employment	Insurance & Indemnities	Medical Care	VA Medical Patients
ADAMS	1,847	\$27,267,730	\$8,228,445	\$169,537	\$1	\$18,868,930	961
COLUMBIA	3,805	\$54,262,531	\$27,208,924	\$16,348,837	\$137,277	\$25,281,492	1,495
GREEN LAKE	1,182	\$15,003,524	\$7,657,828	\$204,932	\$16,088	\$7,124,676	446
MARQUETTE	1,378	\$21,758,571	\$9,838,258	\$297,409	\$14,143	\$11,608,761	576
WAUSHARA	1,806	\$28,635,382	\$15,855,570	\$418,184	\$26,493	\$12,335,134	876

Explanation of Top Table

Total Expenditure: Combined amount from the columns Compensation & Pension, Education & Vocational Rehab./Employment, Insurance and Indemnities and VA Medical Care.

Compensation and Pension: This is the area that CVSO's are most valuable. This is the amount each county's total veteran population is receiving annually for the combined amounts from service connected disability, non-service connected disability pension, death pension, or dependancy indemnity compensation. CVSOs are instrumental in assisting in the application process for these benefits. This is cash to the Veteran that can be spent within the county.

Education & Vocational Rehabilitation/Employment: Primarily comprised of educational benefits, but also include federal benefits for adaptive automobile/housing benefits.

Insurance & Indemnities: Comprised of payments for life insurance policies to deceased veteran's survivors.

Medical Care: Amount of dollars spent on veterans medical health at VA hospitals and clinics.

VA Medical Patients: Number veterans in each county that are currently enrolled in VA Healthcare.

	Total Federal Expenditure per Veteran	Federal dollars for compensation/pension per Veteran	Federal Education & Vocational Rehabilitation dollars per Veteran	Federal Medical dollars per Veteran	% of Veterans enrolled in VA Healthcare
ADAMS	\$ 14,763	\$ 4,455	\$ 92	\$ 10,215	52%
COLUMBIA	\$ 12,693	\$ 6,479	\$ 4,297	\$ 6,644	39%
GREEN LAKE	\$ 11,622	\$ 5,640	\$ 173	\$ 6028	38%
MARQUETTE	\$ 15,790	\$ 7,140	\$ 216	\$ 8,424	42%
WAUSHARA	\$ 15,856	\$ 8,779	\$ 232	\$ 6,830	49%

*Tables generated from the annual Federal GDX report

Explanation of Bottom Table

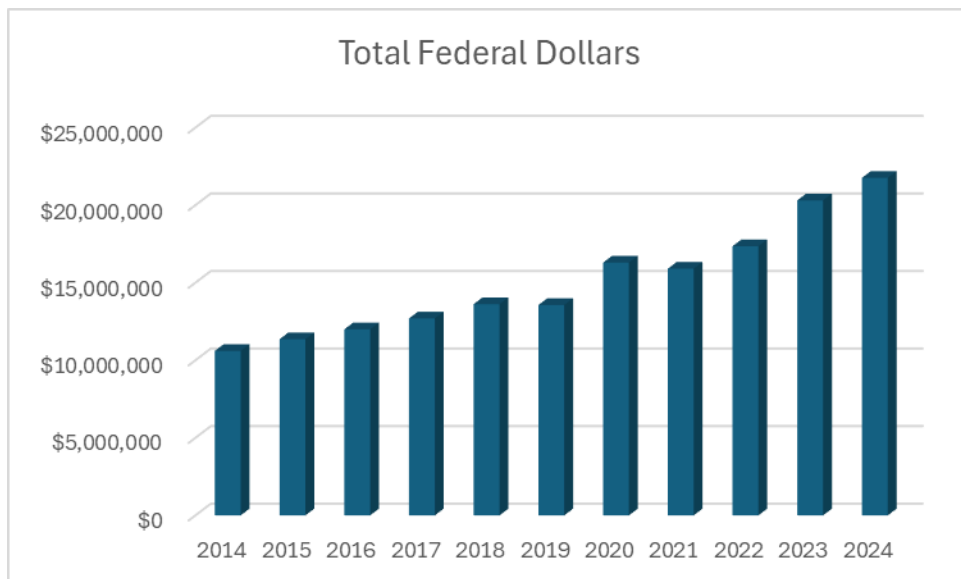
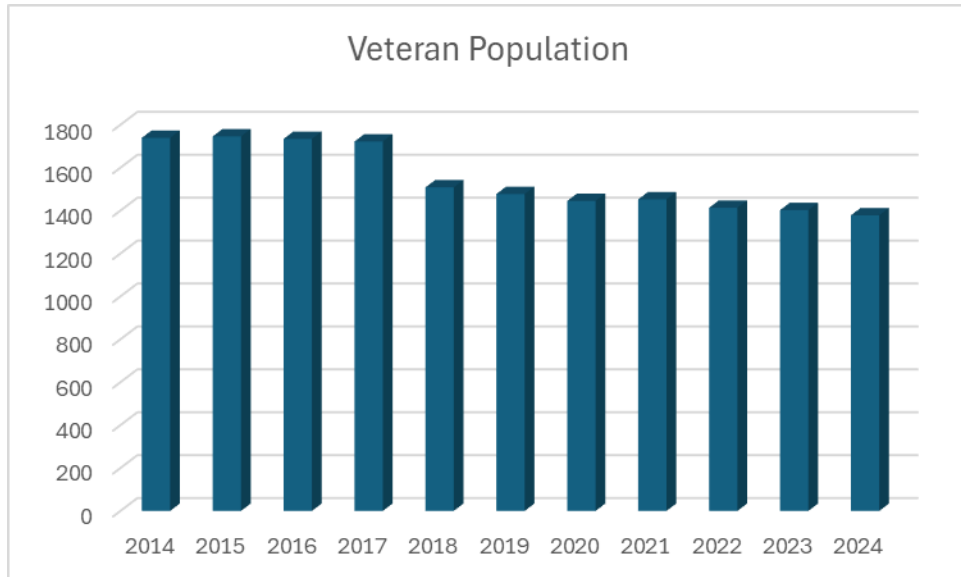
Total Federal Expenditure per Veteran: This is the Total Expenditure from Top Table divided by the number of veterans in each county.

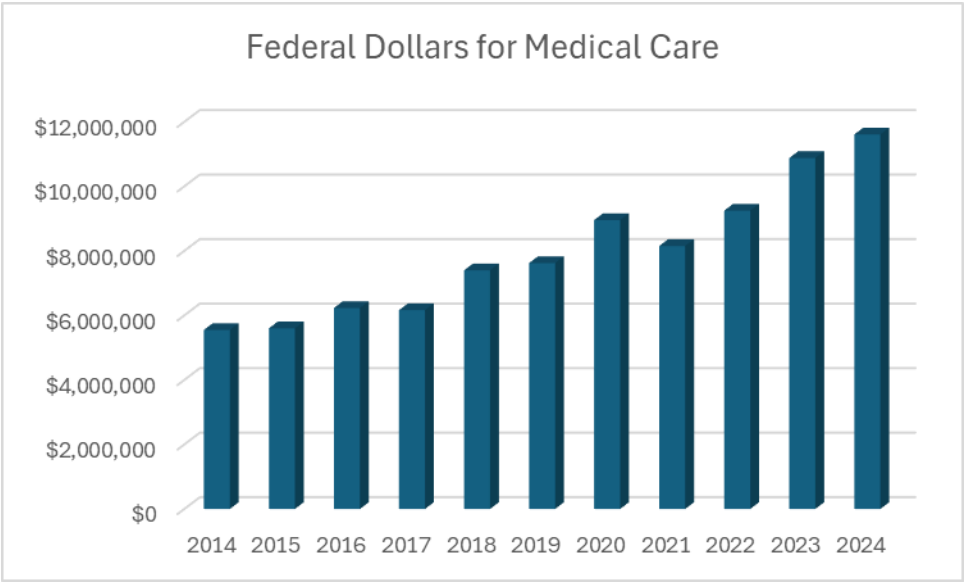
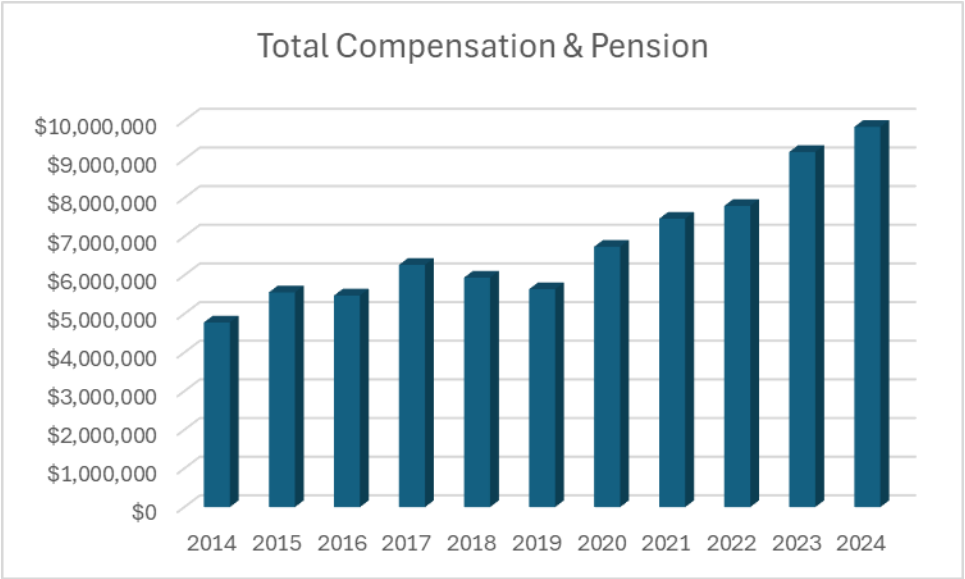
Federal \$ for compensation/pension per Veteran: This is the total amount of Compensation and Pension divided by the number of veterans in each County.

Federal educational \$ per Veteran: This is the total amount of educational dollars divided by the number of veterans.

% of Veterans enrolled in VA Healthcare: Total county VA Medical Patients divided by the number of veterans in the county.

Longitudinal Graphs for Marquette County





Education & Vocational
Rehabilitation/Employment

